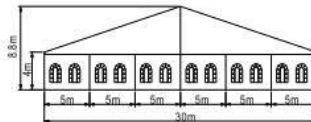
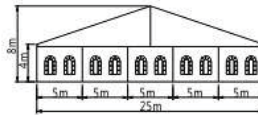
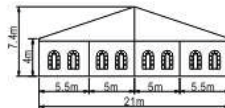
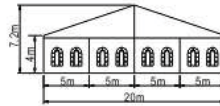
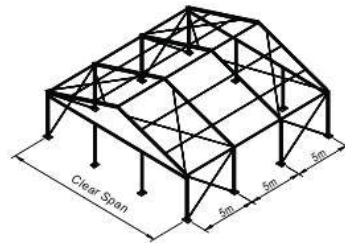


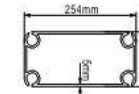
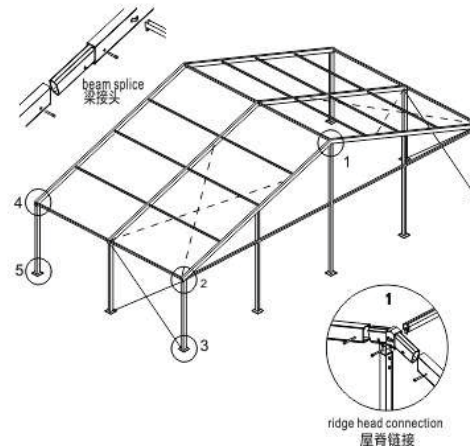


Item 名称	Specification 规格
Clear-span width 篷房跨度	20m/21m/25m/30m
Eave height 屋檐高度	4m
Ridge height 屋脊高度	7.2m/7.4m/8m/8.8m
Roof pitch 屋面坡度	18°
Bay distance 单元间距	5m
Longest component 最长部件	10.5m
Minimum tent length 最少起订	15m
Roof fixing 屋面固定	No limitde 没有限制
Roof fixing 屋面固定	Bar tensioning 拉索器
Main profile 主型材	254x120x5mm
Max. allowed wind speed 最高承受抗风	100km/hour 0.5kn/m ²
Eave/Ridge connection 屋檐/屋脊连接角	Hot-dip Galvanized steel insert 镀锌钢铁
Framework material 框架材料	Hard pressed extruded Aluminium 6061-T6 硬挤压铝合金 6061-T6 (13HW)
Cover material 篷面材料	Waterproof, fireproof(DIN4012 B1, M2), UVresistant700-900g/m ² 防腐、防霉、抗紫外线、阻燃 (M2和B1) 等性能达到国际标准



Framework main profile dimension and use

框架主型材尺寸及使用



Roof Beam, Upright Support,
顶梁、立柱、



Gable pole
端面柱子



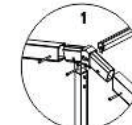
Eave Purlin, Gable pole, Ridge Purlin
屋檐梁、端面柱子、屋脊梁



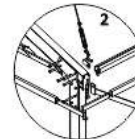
Intermediate Purlin
屋面方管



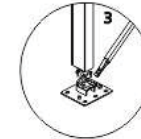
Eave tension rail
屋檐方管、屋面方管、屋脊方管



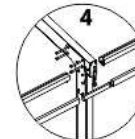
ridge head connection
屋脊链接



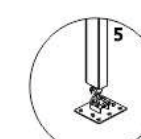
eave corner
屋檐连接角



baseplate at the bracing connection
立柱、底座、斜支撑链接



eave corner
屋檐连接角



baseplate (field)
底座

Optional accessories

- PVC window sidewalls PVC侧边围布
- Glass door units 玻璃门
- Anchoring 膨胀螺丝
- Transparent PVC cover and sidewall 透明PVC地和墙壁
- Rain Gutter 雨水槽
- Flooring system 地台
- Lining and curtain 窗帘和围幔
- Weight plate 称重盘
- Hard walling system 硬体地系统
- Glass walling system 玻璃地系统

